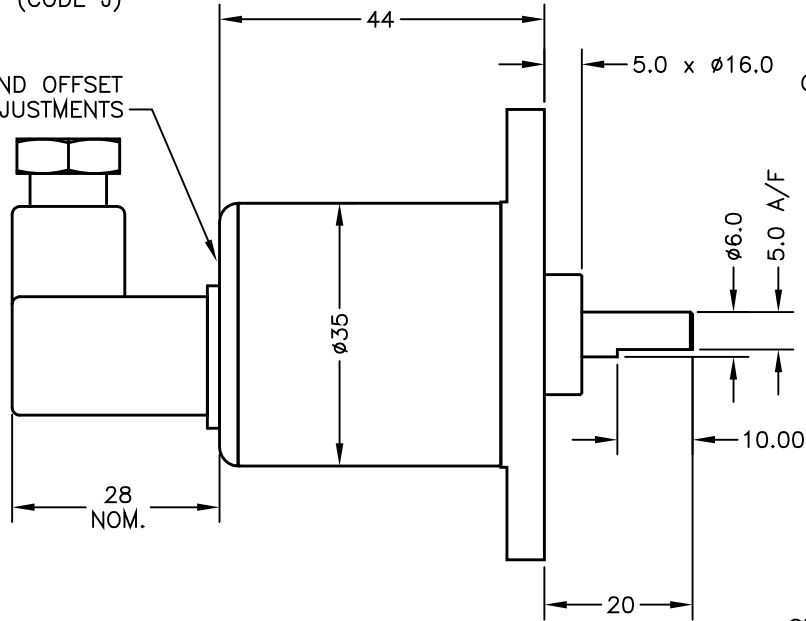
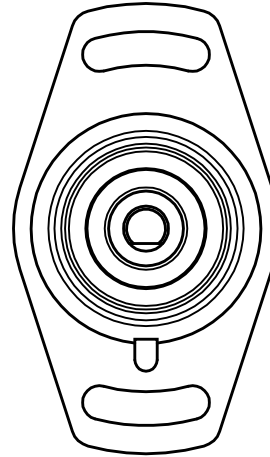


IP65 CONNECTOR
(CODE J)

GAIN AND OFFSET
ADJUSTMENTS



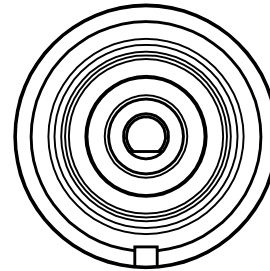
FLANGED BASE
SYMMETRICAL FLANGE ø60 WITH 2
OFF 4.4 SLOTS ±15° ON 48.0 PCD.



INCREASING O/P
CALIBRATED SECTOR

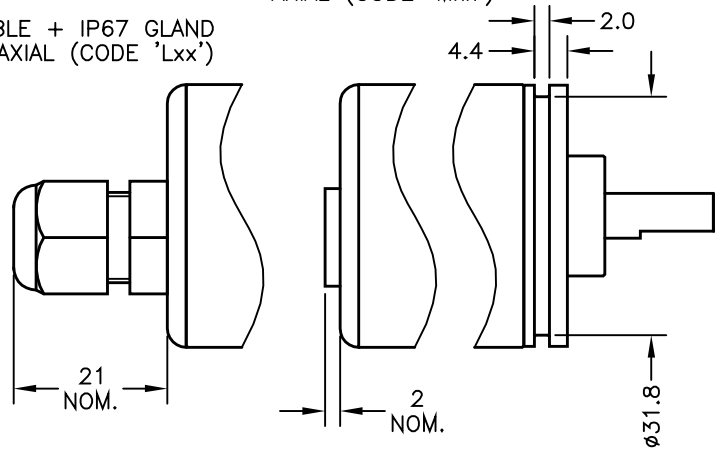
SHAFT FLAT ALIGNED WITH REFERENCE
MARK IN BASE AT MID TRAVEL ±5°

SERVO MOUNT
(CODE 'P')



CABLE + SHORT IP67 GLAND
- AXIAL (CODE 'Mxx')

CABLE + IP67 GLAND
- AXIAL (CODE 'Lxx')



ELECTRICAL SPECIFICATIONS

OUTPUT
0.5 TO 4.5V RATIO METRIC

SUPPLY
5V

CABLE LENGTH ORDERED IN cm. 1500cm MAX.
3-CORE SCREENED: 0.2mm², ø4mm PUR JACKET

CABLE/CONNECTOR CONNECTIONS;

3 CORE CONNECTOR
RED 1 +Ve
BLACK 3 0V
WHITE 2 OUTPUT
SCREEN 4 BODY

BODY MATERIAL:- STAINLESS STEEL.
FLANGE BASE MATERIAL:- ALUMINIUM.
SERVO MOUNT MATERIAL:- ALUMINIUM.


FURTHER OPTIONS:
SPRING RETURN (CODE 'N'), PHYSICAL STOPS
±55 DEGREES.
NOTE STANDARD DEVICE HAS NO STOPS.

NOTE:- READ INSTALLATION SHEET X502-19
FOR FULL INSTRUCTIONS FOR USE.

ATEX APPROVED TO	
EEx ia IIC T4 (Ta= -40° to +80°C)	
Ui 11.4V, Ii 0.46A, Pi 0.51W	
APPROVED FOR USE WITH A GALVANICALLY ISOLATED BARRIER.	

C	FLANGE AND NOTES UPDATED.	PDM

DRAWINGS NOT TO BE CHANGED WITHOUT REFERENCE TO THE CHANGE PROCEDURE.
CHANGES TO PARTS USED IN INTRINSICALLY SAFE PRODUCT MUST BE APPROVED
BY THE AUTHORISED PERSON
THIS IS AN UNCONTROLLED PRINT AND WILL NOT BE UPDATED.



C	18/10/06		CHECKED BY	X ±0.4
			RDS	X.X ±0.2 X.XX ±0.1 DIMs mm
DESCRIPTION				
X502 INTRINSICALLY SAFE SMALL ANGLE ROTARY SENSOR				
SCALE 10mm		DRAWING NUMBER X502-11 REV C		
		SHEET 1 OF 1		