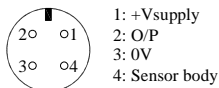


Installation Information

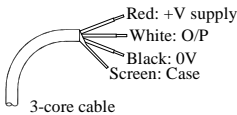
LIPS® P113 SLIM-LINE LINEAR POSITION SENSOR

Electronics Option	Output Description:	Supply Voltage: (Vs)	Output:	Load resistance: (include leads for 4 to 20mA O/Ps)	Load connected to:
A	Voltage (ratiometric with supply)	5±0.5V	0.5 to 4.5V	2kΩ min	0V

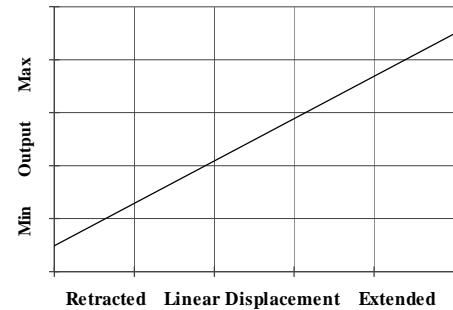
Connector pin layout:



Conductor Identification:



Output Characteristic - Standard



Mechanical Mounting:

Depending on options;
 Body can be mounted by M5x0.8 male thread, M5 rod eye or by clamping the sensor.
 Target by M5x0.8 male thread or M5 rod eye.

Output Characteristic:

Target is extended 2 mm from end of body at start of normal travel.
 The output increases as the target extends from the sensor body, the calibrated stroke is between 10 and 300 mm.

Warning - the connector on 'J' or 'K' coded sensors can be rotated for purposes of convenient orientation of the connector and cable, however rotating the connector more than one complete revolution is not recommended. Repeated rotation of the connector will lead to damage to the internal wiring.

Incorrect Connection Protection levels:-

A **Not protected** – the sensor is **not** protected against either reverse polarity or over-voltage. The risk of damage should be minimal where the supply current is limited to less than 50mA.