

**ELECTRICAL OPTIONS/ SPECIFICATIONS**

OUTPUT OPTION	OUTPUT	SUPPLY	
A	0.5 TO 4.5V RATIO METRIC	5V	STANDARD
B	±5V	±15V	
C	0.5 TO 9.5V	24V	
D	±10V	±15V	BUFFERED
G	0.5 TO 4.5V	24V	
	SUPPLY CURRENT 12mA TYP. 20mA MAX.		
E	4 TO 20mA 2-WIRE	24V	
F	4 TO 20mA 3-WIRE SINK	24V	
H	4 TO 20mA 3-WIRE SOURCE	24V	

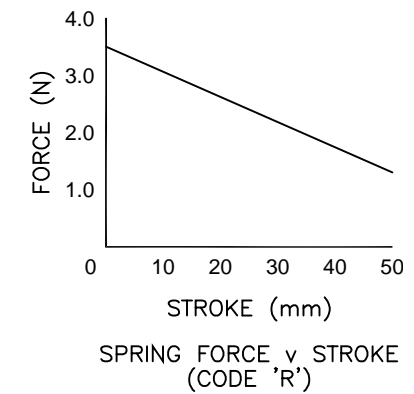
SINK VERSION OUTPUT COMPLIANCE 5-28V  
SOURCE VERSION DRIVE 300Ω MAX TO 0V

CABLE: 0.2mm<sup>2</sup>, O/A SCREEN, PUR JACKET - SUPPLIED WITH 50cm OR REQUIRED LENGTH IN cm. e.g. 'L50'  
 3-CORE: JACKET Ø4mm  
 4-CORE: JACKET Ø4.6mm  
 CABLE/CONNECTOR\* CONNECTIONS;  
 3 CORE 4 CORE CONNECTOR

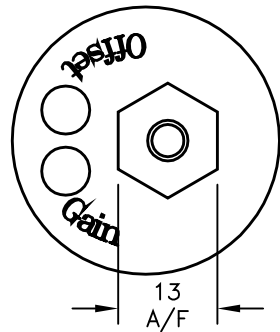
RED	RED	:1	+Ve
BLACK	GREEN	:3	0V
WHITE	YELLOW	:4	-Ve - OPTIONS: B OR D
SCREEN	BLUE	:2	OUTPUT
SCREEN	SCREEN	:4	BODY - OPTIONS: A, C, E-H

\*CONNECTORS; MAXIMUM CONDUCTOR CROSS SECTION 0.75mm<sup>2</sup>  
 RANGE OF DISPLACEMENT FROM 0-2mm TO 0-50mm e.g.36, IN INCREMENTS OF 1mm.

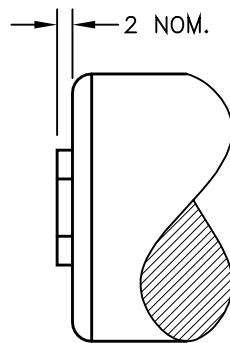
BODY MATERIAL: STAINLESS STEEL.  
 FLANGE MATERIAL: ALUMINIUM (CODE 'N')  
 FURTHER OPTIONS:  
 SINGLE PAIR OF BODY CLAMPS (CODE 'P')  
 SPRUNG PLUNGER, TO EXTENDED POSITION (CODE 'R')  
 DOME END (CODE 'T') IN CONJUNCTION WITH SPRUNG PLUNGER (CODE 'R')\*\*  
 PLUNGER FREE (CODE 'V')  
 N.b. NOT AVAILABLE WITH SPRUNG OPTIONS.



GAIN AND OFFSET ADJUSTMENTS SEALED (CODE 'Y')

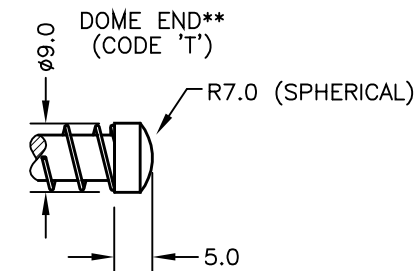


IP67 SHORT CABLE GLAND (CODE 'Mxx')



NOTE: SENSORS WITH TRAVEL UP TO 50mm ARE MADE IN STANDARD LENGTHS.

TRAVEL: (mm)	BODY LENGTH: (mm)	
CALIBRATED MECHANICAL	'X' STANDARD	'Y' FLANGE
0-2 TO 0-10	10	65.0
0-11 TO 0-20	20	75.0
0-21 TO 0-30	30	85.0
0-31 TO 0-50	50	105.0



L	1.5-3.5N WAS 0.25-1.25N - RAN449.	PDM
M	CALIBRATION START MOVED -0.5 - RAN449	PDM
N	STROKE NOTES AMENDED.	PDM
O	STANDARD VERSION AMENDED - RAN467.	PDM
P	STROKE 2-10 WAS 10 - RAN1063	PDM
Q	RANGE NOTE AMENDED ~ RAN1200	PDM



THE PLUNGER RETRACTS 5mm FROM START OF CALIBRATED TRAVEL (2mm FOR SPRUNG VERSIONS) AND EXTENDS 9.5mm\* BEYOND END OF MECHANICAL TRAVEL. \*DOES NOT INCLUDE DIFFERENCE BETWEEN CALIBRATED AND MECHANICAL TRAVEL, DIMENSIONS ARE NOMINAL.  
 'V' CODED PLUNGER WILL DEPART SENSOR BODY.

DRAWINGS NOT TO BE CHANGED WITHOUT REFERENCE TO THE CHANGE PROCEDURE.  
 CHANGES TO PARTS USED IN INTRINSICALLY SAFE PRODUCT MUST BE APPROVED BY THE AUTHORISED PERSON  
 THIS IS AN UNCONTROLLED PRINT AND WILL NOT BE UPDATED.

**POSITEK**  
  
**LIMITED**

L	21/10/13	CHECKED BY X RDS	X ±0.4
M	23/10/13		X.X ±0.2
N	21/11/13		X.XX ±0.1 DIMS mm
O	10/12/13	DESCRIPTION P103 LIPS SHORT STROKE LINEAR POSITION SENSOR	
P	10/11/15		
Q	29/08/17		
SCALE 10mm		DRAWING NUMBER P103-11	REV Q
		SHEET 1 OF 1	