

Generic Installation Information

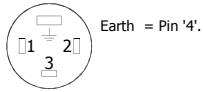
H SERIES SENSORS

INTRINSICALLY SAFE FOR HAZARDOUS GAS/VAPOUR & DUST ATMOSPHERES

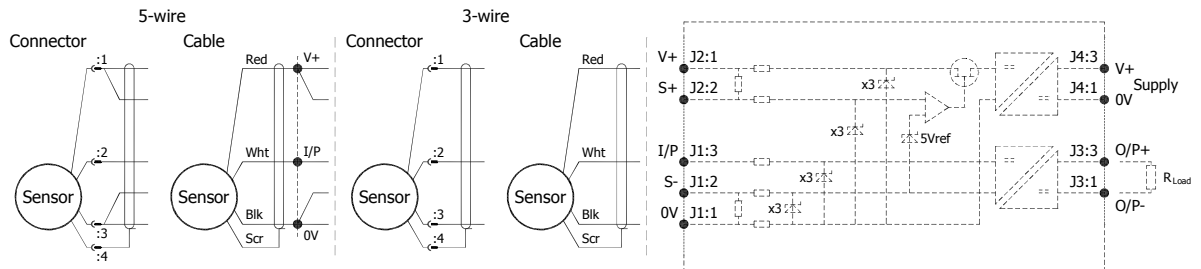
CSA Qualified Intrinsically Safe Device Certificate number 13.2588225		Class I, Zone 0 Ex ia IIC T4 (Ta = -40°C to +80°C) AEx ia IIC T4 / Ex ia IIC T4 (Ta = -40°C to +80°C) AEx ia D IIIC T93°C (Ta = -40°C to +80°C)	
Electronics Option	Output Description:	Supply Voltage: V _s (tolerance)	Load resistance:
A	0.5 - 4.5V (ratiometric with supply)	+5V (4.5 - 5.5V)	5kΩ min

Connector Pin Layout:

DIN 43650 C



IEC 60947-5-2



Putting Into Service:

The sensor must be used with a galvanic isolation barrier designed to supply the sensor with a nominal 5V and to transmit the sensor output to a safe area. The barrier parameters must not exceed:-

U_i = 11.4V **I_i = 0.20A** **P_i = 0.51W**
C_i = 1.36μF* **L_i = 710μH*** (with maximum length integral cable)
C_i = 1.16μF **L_i = 50μH** (without integral cable)

*Figures for 1km cable where: C_i = 200pF/m & L_i = 660nH/m

The sensor is certified to be used with up to **1000m** of cable, cable characteristics must not exceed:-

Capacitance: ≤ 200 pF/m for max. total of: 200 nF

Inductance: ≤ 660 nH/m for max. total of: 660 μH

Use:

The sensor is designed to measure Linear or rotary displacement and provide an analogue output signal.

Assembly and Dismantling:

The unit is not to be serviced or dismantled and re-assembled by the user.

WARNING: Substitution of components may impair intrinsic safety

AVERTISSEMENT: La substitution de composants peut altérer la sécurité intrinsèque

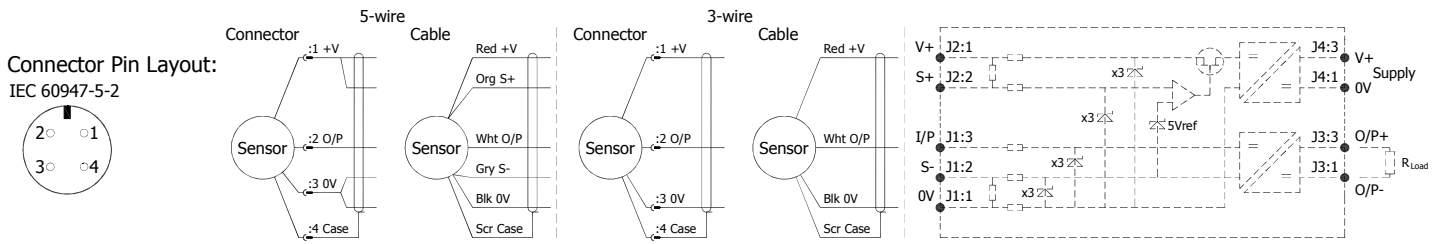
Maintenance:

Accumulated dust layer must not exceed a depth of 50mm.

Installation Information

RIPS[®] H502 SMALL ANGLE ROTARY SENSOR

INTRINSICALLY SAFE FOR HAZARDOUS DUST ATMOSPHERES



Approval only applies to specified ambient temperature range and atmospheric conditions in the range: 0.80 to 1.10 Bar, oxygen ≤ 21%.

The H502 is available with the following connections:-

- | | | | |
|------|-------------------------|-------|--------------------------------------|
| IP67 | IEC 60947-5-2 Connector | Axial | Option 'J' |
| IP67 | Cable gland with cable | Axial | Options 'Lxx', 'LQxx, Mxx' or 'MQxx' |

The performance of the sensor may be affected by voltage drops associated with long cable lengths; For cable lengths exceeding 10 metres a five wire connection is recommended to eliminate errors introduced by cable resistance and associated temperature coefficients.

Cable Up to 150m of 0.2 mm², screened, PUR jacket; 3 core cable 4 mm dia. black, 5 core cable 4.6 mm dia. Blue.

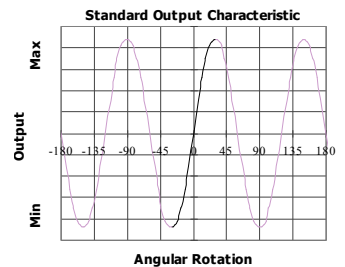
N.b. sensors supplied with cable, the free end must be appropriately terminated.

Warning - The M12 IEC 60947 connector may be rotated for purposes of convenient orientation of the connector and cable, however rotating the connector more than one complete revolution is not recommended.

Repeated rotation of the connector will damage the internal wiring!

Mechanical Mounting: Flange mounted or servo mount, with appropriate clips, options. The flange slots are 4.5 mm by 30 degrees wide on a 48 mm pitch. The sensor should be mounted with minimal axial and radial loading on the shaft for optimum life. It is recommended that the shaft is coupled to the drive using a flexible coupling. Tests indicate that life in excess of 16 million cycles can be achieved with 1kg side and end load.

Output Characteristic: The sensor has full rotational freedom and six sectors, 60° apart, over which linear response can be achieved. At the mid point of the calibrated range the output signal will be half full scale deflection, and the flat on the shaft is aligned with the registration mark in the base of the sensor. In the calibrated range the output increases as the shaft is rotated in an anti-clockwise direction viewed from the shaft. The calibrated output is factory set to be between 5° and 15°.



Incorrect Connection Protection levels: Not protected – the sensor is **not** protected against either reverse polarity or over-voltage. The risk of damage should be minimal where the supply current is limited to less than 50mA.